

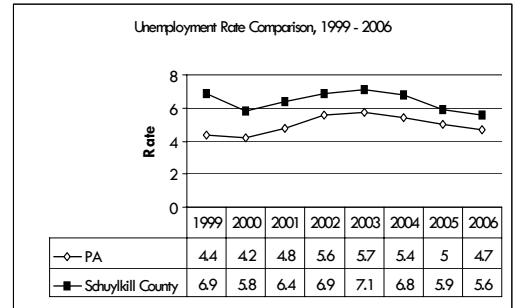
EXISTING SIGNIFICANT COMMUNITY DATA

EMPLOYMENT AND INDUSTRY

Unemployment Rates

The Census Bureau reports that Schuylkill County's unemployment rate in 2000 was 3.2 percent, with 55.3 percent of the population 16 years or older in the labor force. However, data from the Pennsylvania Department of Labor indicates a much higher figure of 5.8 percent. The discrepancy between the statistics is a result of the differing methodologies used to collect the data, and the Labor data is probably more accurate. However, unemployment data from the Department of Labor is limited at the subcounty level. Census data indicates that in 2000, unemployment was highest in Mechanicsville Borough, which at 6.6 percent, was more than double the county rate, while no unemployment was recorded in Landingville and New Ringgold Boroughs. Department of Labor data shows that county unemployment dropped slightly to 5.6 percent in 2006.

In Schuylkill County, unemployment rates are higher than state rates, and follow state trends.



Source: Pennsylvania Department of Labor and Industry, Bureau of Research and Statistics

Labor Force and Place of Work	
Persons in Civilian labor force, 2006	71,500
Change in civilian labor force, 2002-2006	1.9 %
Working in county residence, 2000	70%
Working in another county, 2000	29%
Sources: Pennsylvania Department of Labor and Industry, Bureau of Research and Statistics, and Census 2000	

Occupations and Industry

Production, transportation, and material moving jobs led occupational categories with the highest proportion of workers (26.9 percent) in 2000, followed by management, professional, and relation occupations (23.7 percent), and sales and office occupations (22.8 percent). Industry employment was concentrated in the Manufacturing (26.0 percent), Education, Health, and Social Services (19.5 percent), and Retail Trade (12.3 percent) industries, which together accounted for 57.8 percent of the county's employment in 2000. Manufacturing was an especially significant part of Schuylkill's local economies and comprised 20 percent or more employment in all but eight municipalities.

In Landingville Borough (42.5 percent), Tremont Township (41.1 percent), Tremont Borough (40.6 percent), and Porter Township (40.3 percent) manufacturing jobs accounted for

Although only 19 other PA counties have a population 65 older that exceeds Schuylkill County, the County's percentage of population age 65 and older in the work force is below most other counties.

Source: Census 2000

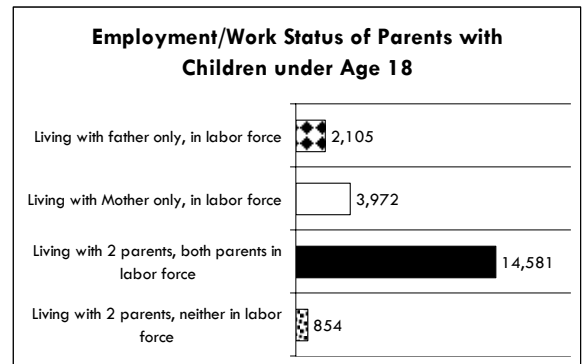
Final Report. Report prepared by Schuylkill Community Action. March 2007. Schuylkill County Community Bankshares (formerly Community Banks) and Schuylkill Community Action.

Employment and Industry

more than 40 percent of the total local employment. Educational, Health, and Social Services industry were also a significant component of local economies, accounting for 20 percent or more of jobs in 27 Schuylkill County municipalities. Data from the 2005 Quarterly Census of Employment and Wages suggests this trend persists, with Manufacturing (26.3 percent), Health Care and Social Assistance (16.9 percent), and Retail Trade (14.9 percent) continuing to lead other industries in 17 Employment (Chart 5). An analysis of 2005 quarterly job creation data points to similar indicators: strong growth in the Health Care and Social Assistance, Education, and Retail Trade industries. Source: Selected Demographic Characteristics of Schuylkill County, Prepared by the Pennsylvania State Data Center, July 5, 2007

Family Type and Parental Employment

Most two-parent families with children under 18 are working families, both parents are in the labor force. However, single mother families with children are more likely to be in the labor force than single father families.



Major Employers ¹	Industry Sector
Wal-Mart Associates Inc	Transportation and Warehousing
Pottsville Hospital	Health Care and Social Assistance
Sapa Extrusions Inc	Manufacturing
Lowe's Home Centers Inc	Transportation and Warehousing
Good Samaritan Regional Schuylkill County	Health Care and Social Assistance
Cargill Meat Solutions Corp	Public Administration
Wegmans Food Markets Inc	Manufacturing
Blue Mountain School District	Transportation and Warehousing
Schuylkill IU 29	Educational Services

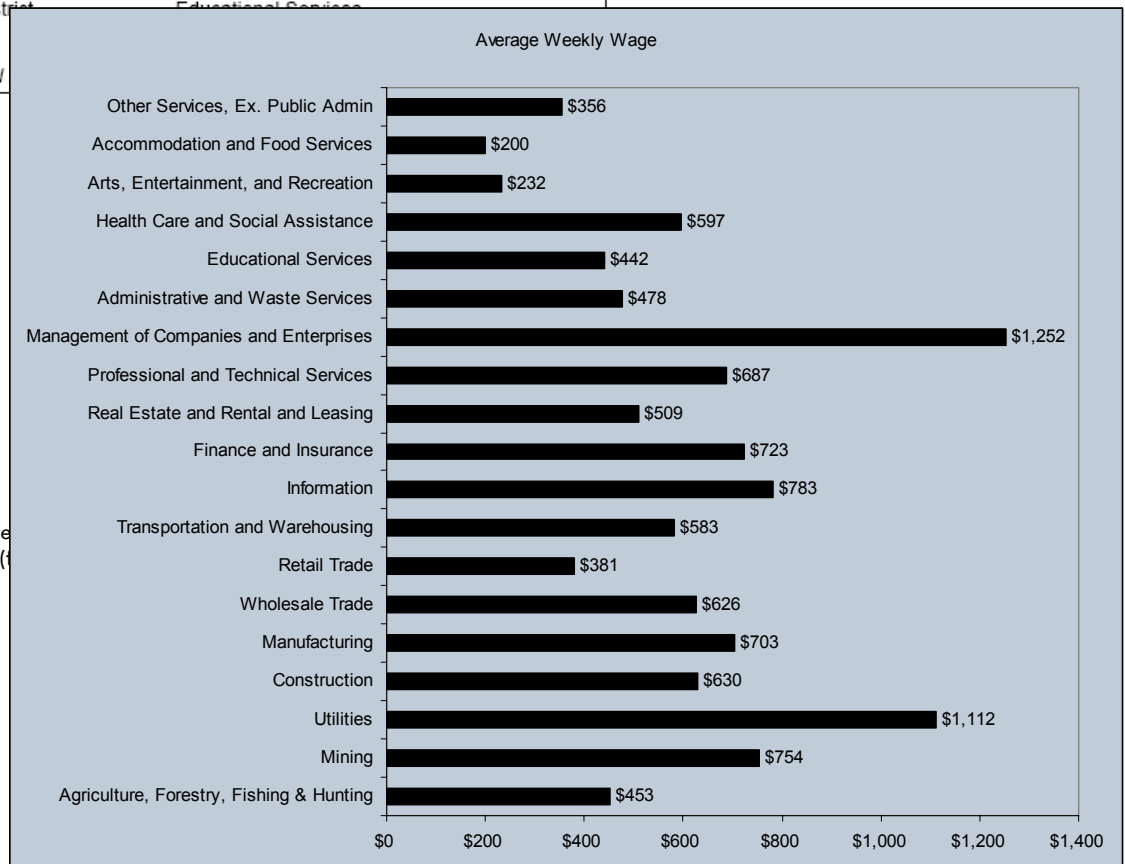
¹ 4th Quarter 2006 - Initial

Major Employers and Average Weekly Wage

According to the Pa Dept. of Labor and Industry, Center for Workforce Analysis, major employers in Schuylkill County

range from Wal-Mart Associates Inc. (transportation and warehousing sector) to Blue Mountain School District (educational

2007 Community Needs Assessment
Susquehanna Bancshares (



2007 Community Needs Assessment

Employment and Industry

services sector). However, **the highest weekly wages appear to be in the management of companies and enterprise and utilities industry sectors.**